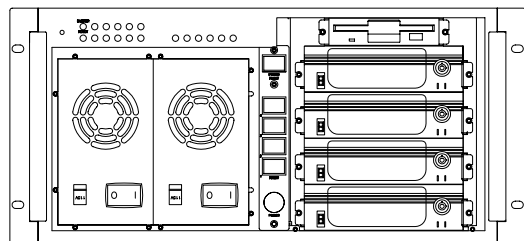
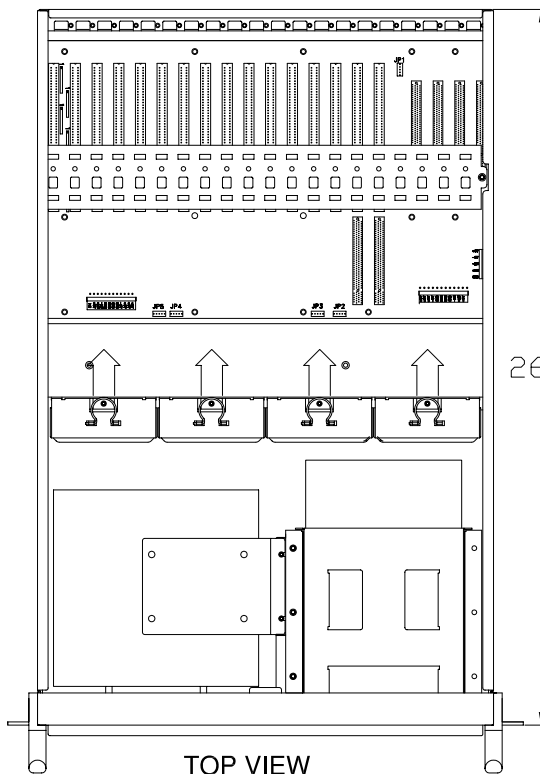


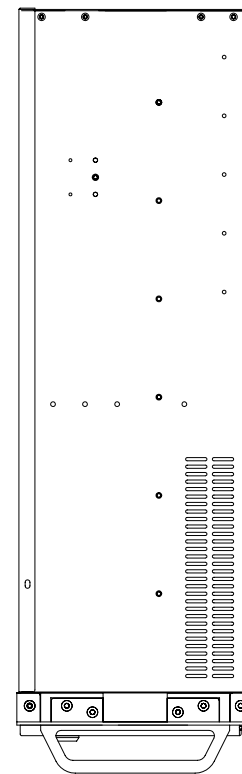
REAR VIEW



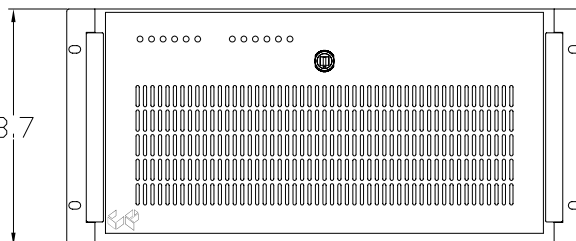
FRONT VIEW - DOOR OPEN



TOP VIEW



RIGHT SIDE VIEW



FRONT VIEW - DOOR CLOSED



4360 Viewridge Ave.  
San Diego, CA 92123  
(858) 571-4330  
www.chassis-plans.com

THE INFORMATION CONTAINED IN THIS DOCUMENT IS THE SOLE PROPERTY OF CHASSIS PLANS, LLC, IS COPYRIGHTED, AND IS SUBJECT TO WRITTEN CONFIDENTIALITY AND NON-DISCLOSURE AGREEMENTS. THIS INFORMATION INCLUDING MODIFICATION OF THIS DOCUMENT IS CONFIDENTIAL AND PROPRIETARY TO CHASSIS PLANS, LLC. THIS DRAWING MAY NOT BE DISCLOSED TO THIRD PARTIES INCLUDING VENDORS OR OTHER SUPPLIERS WITHOUT EXPRESS WRITTEN PERMISSION OF CHASSIS PLANS, LLC. REPRODUCTION OR BY ANY FORM OR MEANS, MECHANICAL, INCLUDING PHOTOCOPYING OR BY ANY INFORMATION STORAGE AND RETRIEVAL SYSTEM WITHOUT THE EXPRESS WRITTEN PERMISSION OF CHASSIS PLANS, LLC IS A VIOLATION OF STATE AND FEDERAL STATUTES AND WILL SUBJECT THE VIOLATOR TO MONETARY DAMAGES.  
©CHASSIS PLANS, LLC 2003

UNLESS OTHERWISE SPECIFIED DIMENSIONS ARE IN INCHES.  
TOLERANCES ARE: DECIMALS: .XX ± .1 ANGLES: .XX ± .03 ± 0'30"  
SCALE: NONE .XXX ± .010

MATERIAL	
FINISH	

TITLE	B2000 SERIES CHASSIS 5U 20-SLOT BACKPLANE CUSTOMER DRAWING
PART NUMBER	B2000 CUSTOMER DRAWING
FILE: B2000 SERIES CUSTOMER DRAWING	SHEET 1 OF 1
DATE: 3/20/03	