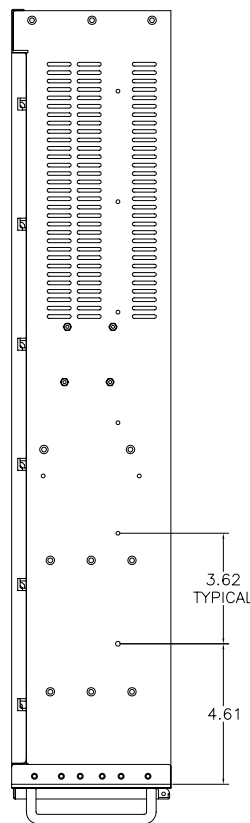
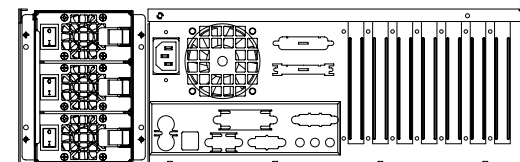


Left View

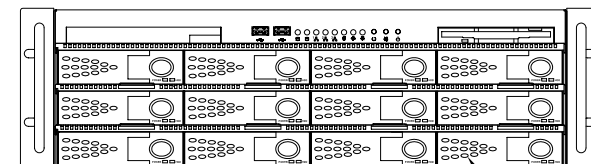
Top View



Right View

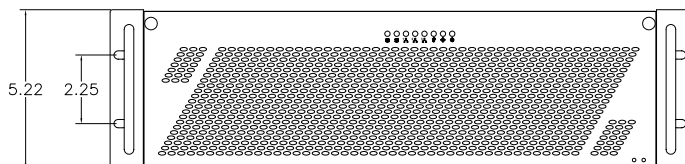


Rear View



Front in-side View

3.5HDD x 12



Front out-side View

- FEATURE LIST:**  
 ACCEPTS EATX 12X13" MOTHERBOARD  
 7 \* LOW PROFILE SLOTS (FULL LENGTH)  
 12 \* FRONT HOT SWAP DRIVES (IDE, SATA, SCA MODELS)  
 SLIM CD/DVD DRIVE  
 SLIM FLOPPY  
 2 \* INTERNAL 2-1/2" HARD DRIVES  
 4 \* 92MM HOT SWAP COOLING FANS PLUS REAR MOUNTED 60MM FAN  
 FAN FAILURE & TEMPERATURE ALARMS  
 REAR MOUNTED POWER SUPPLY, 2U OR 3U, SINGLE OR REDUNDANT  
 USES GENERAL DEVICES C-300-S SLIDES

 8295 Aero Place San Diego, CA 92123 (858) 571-4330 www.chassisplans.com	THE INFORMATION CONTAINED IN THIS DOCUMENT IS THE SOLE PROPERTY OF CHASSIS PLANS, LLC. IS COPYRIGHTED, AND IS SUBJECT TO WRITTEN CONFIDENTIALITY AND NON-DISCLOSURE AGREEMENTS. THIS INFORMATION INCLUDING MODIFICATION OF THIS DOCUMENT IS CONFIDENTIAL AND PROPRIETARY TO CHASSIS PLANS, LLC. THIS DRAWING MAY NOT BE DISCLOSED TO THIRD PARTIES INCLUDING VENDORS OR OTHER SUPPLIERS WITHOUT EXPRESS WRITTEN PERMISSION OF CHASSIS PLANS, LLC. REPRODUCTION IN ANY FORM OR BY ANY MEANS, MECHANICAL, INCLUDING PHOTOCOPIING OR BY ANY INFORMATION STORAGE AND RETRIEVAL SYSTEM WITHOUT THE EXPRESS WRITTEN PERMISSION OF CHASSIS PLANS, LLC. IS A VIOLATION OF STATE AND FEDERAL STATUTES AND WILL SUBJECT THE VIOLATOR TO MONETARY DAMAGES. © CHASSIS PLANS, LLC. 2005	MATERIAL	TITLE
	FINISH	D5 SERIES CHASSIS 3U EATX MOTHERBOARD CUSTOMER DRAWING	PART NUMBER D5_CUSTOMER_DRAWING
UNLESS OTHERWISE SPECIFIED DIMENSIONS ARE IN INCHES. TOLERANCES ARE: DECIMALS .X ± .1 ANGLES .XX ± .03 ± 0°30' .XXX ± .010	SCALE: NONE	LAST EDIT DATE: 6/15/06	SHEET 1 OF 1