

COTS Rugged Military Grade 2U Rackmount Storage Server

MILITARY | INDUSTRIAL | COMMERCIAL



M2UDA-20

Extremely Rugged High-Capacity Mil-Grade Storage Server

5-Year Warranty

Assembled in the USA
ISO 9001:2008 Certified
ITAR Registered

Our M2UDA-20 revision-controlled mil-grade storage server system can be used for many rugged, computationally-intense military applications, while using limited rack space. It has exceptional strength, is low weight, and contains our proprietary SysCool® thermal management system. SysCool® extends the life of the computing system, reduces power consumption, and lowers overall system noise levels.

Specifications for our standard products can always be customized to fit your unique application requirements.

In-house Engineering
Department

Rapid Prototyping

CPU Options


- Single Intel® Core i5® or i7®
- Single Intel® Xeon® E3 Series
- Single or Dual Intel® Xeon® E5 Series
- High-Performance Motherboard Options

Drive Capacity

- 12(x) 2.5" Removable Drive Bays
- No Optical Drive
- JBOD and high-performance RAID

Applications

- Airborne Operations
- Land-based Operations
- Seaborne Operations
- Telemetry
- Diagnostics
- Simulation
- Communications
- Imaging
- Persistent Surveillance
- UAVs
- Automation
- Severe Environment Operations



Harsh Environments

Designed to meet or exceed MIL-STD-810G to the below specifications.

ALTITUDE

12,000 ft Operational, 40,000 ft Storage
MIL-STD-810, Method 500.5

HIGH TEMPERATURE

60°C Operational, 85°C Storage
MIL-STD-810, Method 501.5

LOW TEMPERATURE

0°C Operational, -20°C Storage
MIL-STD-810, Method 502.5

HUMIDITY

5-95%, Non-condensing
MIL-STD-810, Method 507.5

TRANSPORT VIBRATION

US Highway Truck and Air Transport
MIL-STD-810, Method 514.6

BENCH HANDLING SHOCK

Procedure VI, 20G @ 11ms
MIL-STD-810, Method 516.6

EMI Compliance

Optional MIL-STD-461G Package

For more information visit
www.chassis-plans.com
or call 858.571.4330

Chassis Specifications

DIMENSIONS

19" X 3.5" X 20" (482.6mm X 88.9mm X 508mm)

WEIGHT

24 pounds, weight varies by configuration

ENCLOSURE FEATURES

Construction

Front Panel: 0.250" milled 5052-H32 aircraft-grade aluminum
Enclosure Body: 0.062" 5052-H32 aircraft-grade aluminum
Rear Slot Panel: 18 gauge CRS, zinc plated with 10-32 grounding lug

Front Door

Aluminum, formed and welded, with three captive closure fasteners
Milled channel with EMI/environmental gasket
Built in, removable, washable air filter

Drive Capacity

12(x) 2.5" removable drive sleds, shock mounted
No optical drive

Indicators

Power on, disk access, fan failure and over temperature indicators

Switches

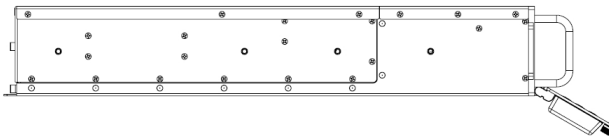
Power, system and alarm reset switches behind front door

Powdercoating

Black per MIL-PRF-24712, Type IV, Class 3, Cardinal
C214-BK110 polyester semi-gloss, fine texture

Plating

Chem-Film per MIL-C-5541F, Class 1A



FRONT USB PORTS

2(x) 2.0 USB ports

SYSTEM COOLING

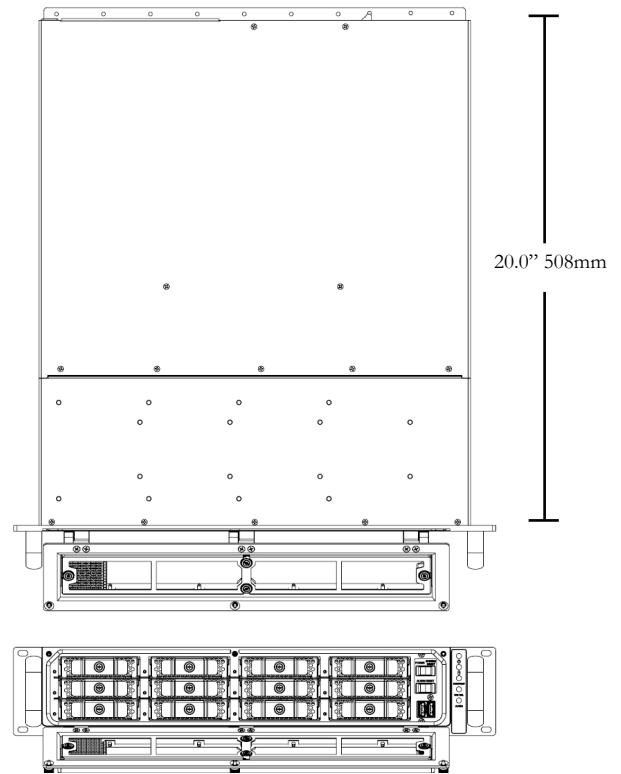
(3x) 80mm, 42 CFM, 100K hour MTBF cooling fans
Proprietary SysCool™ intelligent adaptive fan controller and temperature alarm circuit board

MOTHER BOARD CAPACITY

Designed for ATX-sized motherboard (9.6" X 12")
7(x) low-profile or 3(x) full-height, half-length plug-in cards

POWER SUPPLY

Redundant 760W 110/220 Volt AC
Other power options available (28 / 48 / 100VDC)



Regulatory Conformance

RoHS
REACH
TAA compliant configurations available

YOUR CONFIGURATION. ONE PART NUMBER.

- It's our mission to make your life easier. Our Sales Engineers will help you select the right configuration for your project, making sure the details are analyzed and that all the system components meet your specifications.
- One part number for a complete system means easier procurement and less paperwork for you.
- Dedicated Sales and Program Managers.
- Last time buy opportunities for end-of-life components.

Chassis Plans

10840 Thornmint Road · San Diego, CA 92127



For more information visit
www.chassis-plans.com
or call 858.571.4330